

# LEAMINGTON SPA HALF MARATHON

## Road Closures Overview June 26<sup>th</sup> 2022



Rolling Road Closures Between 06:00 and  
14:30

Please see below for localised information

# LEAMINGTON SPA HALF MARATHON

## Leamington Spa Town Centre

**ONLY NORTHBOUND TRAFFIC ALLOWED**

Lillington Road roundabout with Lillington Avenue  
(allows traffic northbound via A445)

**CLOSED 08:00 – 9:35**

Clarendon Street, Lillington  
Road



**CLOSED 08:00 – 9:35**  
Willes Road

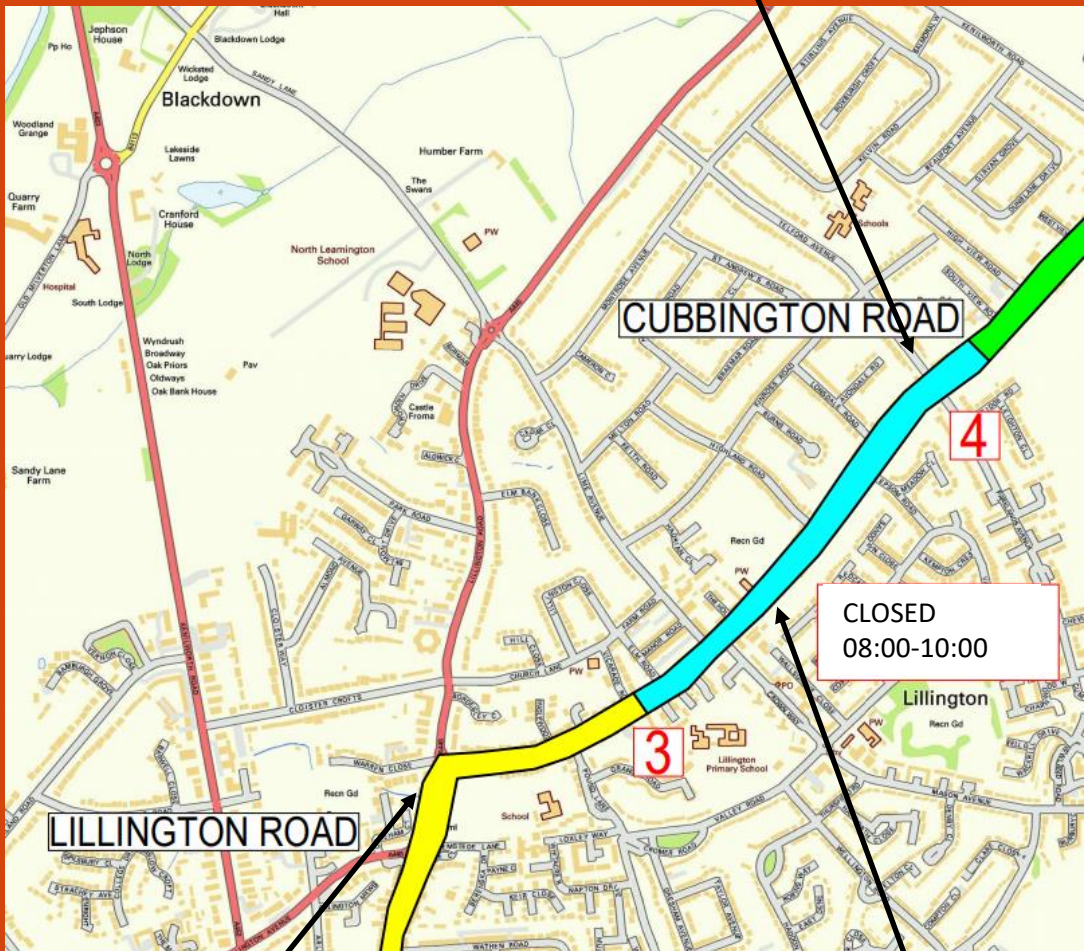
**CLOSED 06:00 – 14:00** Dormer  
Place, Newbold Terrace, Priors  
Terrace, Mill Road, Leam Terrace  
(West of Willes Road)

**CLOSED 06:00 – 14:00** Leam  
Terrace (East of Willes Road)

# LEAMINGTON SPA HALF MARATHON

## Lillington

**CROSSING POINT** Parklands Avenue/Telford Avenue (traffic will be allowed to pass when safe to do so.)



### **ONLY NORTHBOUND TRAFFIC ALLOWED**

Lillington Road roundabout with Cubbington Road (allows traffic northbound via A445 and into Warren Close)

### **CLOSED 08:30 – 10:00**

Cubbington Road

### **OPTIONS FOR MOTORISTS TRYING TO LEAVE LILLINGTON :**

1. Crossing point at Parklands Avenue
2. Wait at the closest roads to the start of the race (e.g. Newbold Terrace, Leicester Street) as they will reopen soonest (by 9:35).

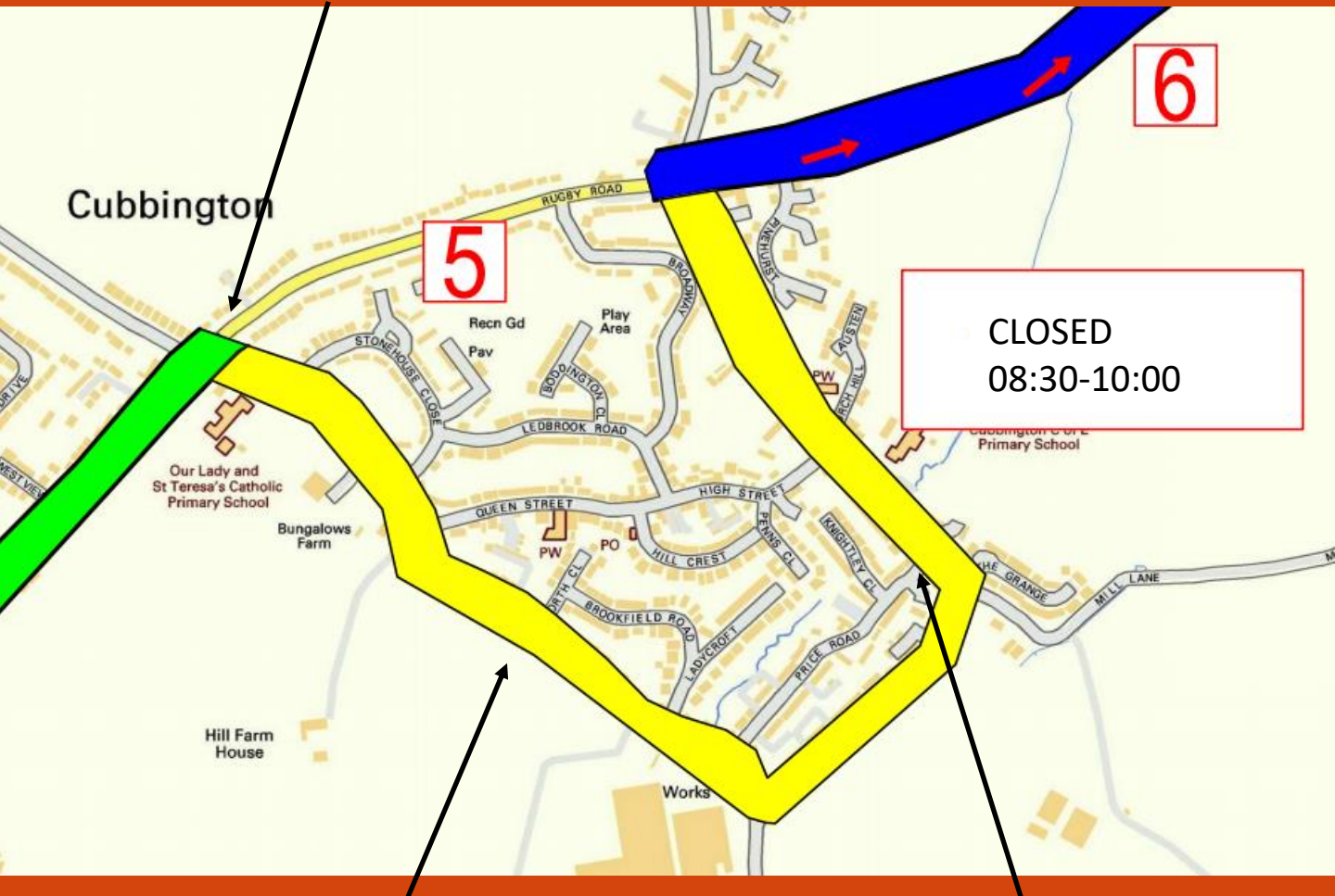
### **OPTION FOR MOTORISTS TRYING TO ENTER LILLINGTON:**

Take A445, turn onto Telford Avenue – get to crossing point with Parklands Avenue.

# LEAMINGTON SPA HALF MARATHON

## Cubbington

**CLOSED 08:30 – 10:00** Cubbington Road/Rugby Road



**CLOSED 08:30 – 10:00** Windmill Hill, Offchurch Road, Cross Lane, New Street, Church Lane

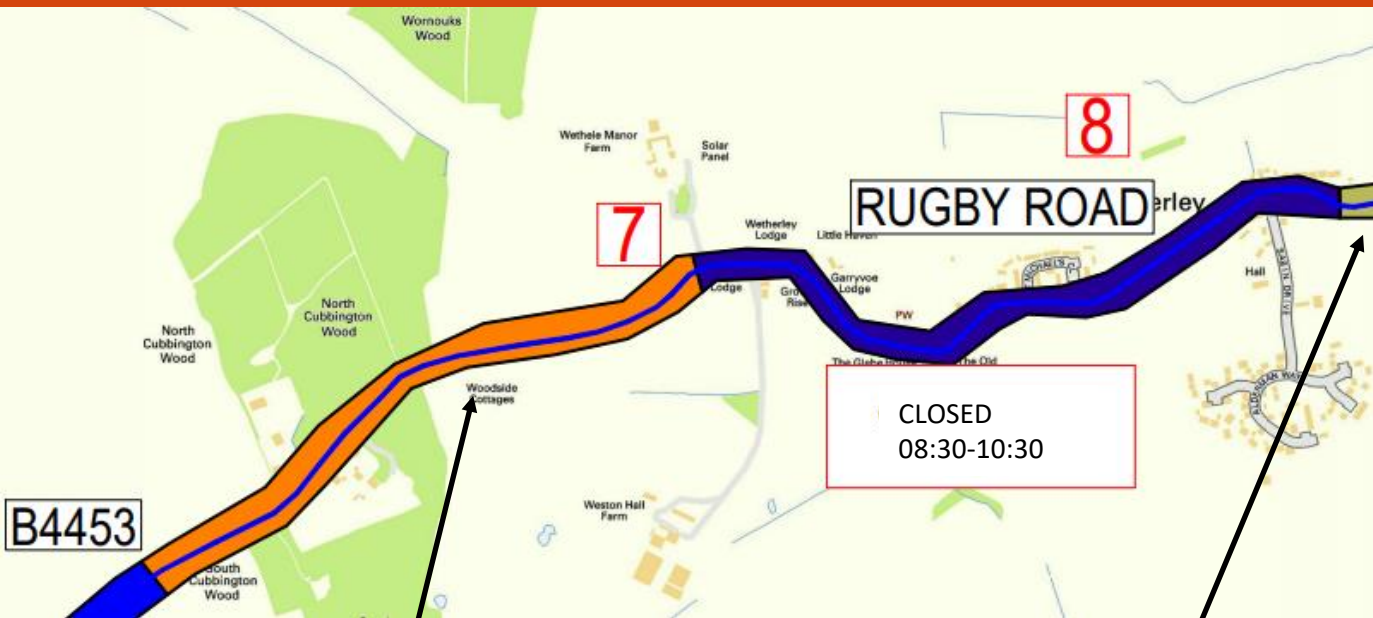
**ACCESS POINT 08:30 – 10:00** Price Road will be accessible via New Street linking with High Street, with traffic walked through by a Traffic Management operative.

### **OPTION FOR MOTORISTS TRYING TO ENTER/LEAVE CUBBINGTON**

Roundabout at junction with Windmill Hill/Kenilworth Road will allow traffic to pass to Rugby Road. Crossroads at junction with Coventry Road/Church Lane will allow traffic to pass to Rugby Road. Access to village from Rugby Road via Broadway.

# LEAMINGTON SPA HALF MARATHON

## Weston-under-Wetherley



**CLOSED 08:30 – 10:30**  
Rugby Road

**CLOSED 08:30 – 10:30**  
Rugby Road

**OPTION FOR MOTORISTS TRYING TO ENTER CUBBINGTON/LEAMINGTON  
FROM EAST**

Divert to A445 Leamington Road via Weston Lane

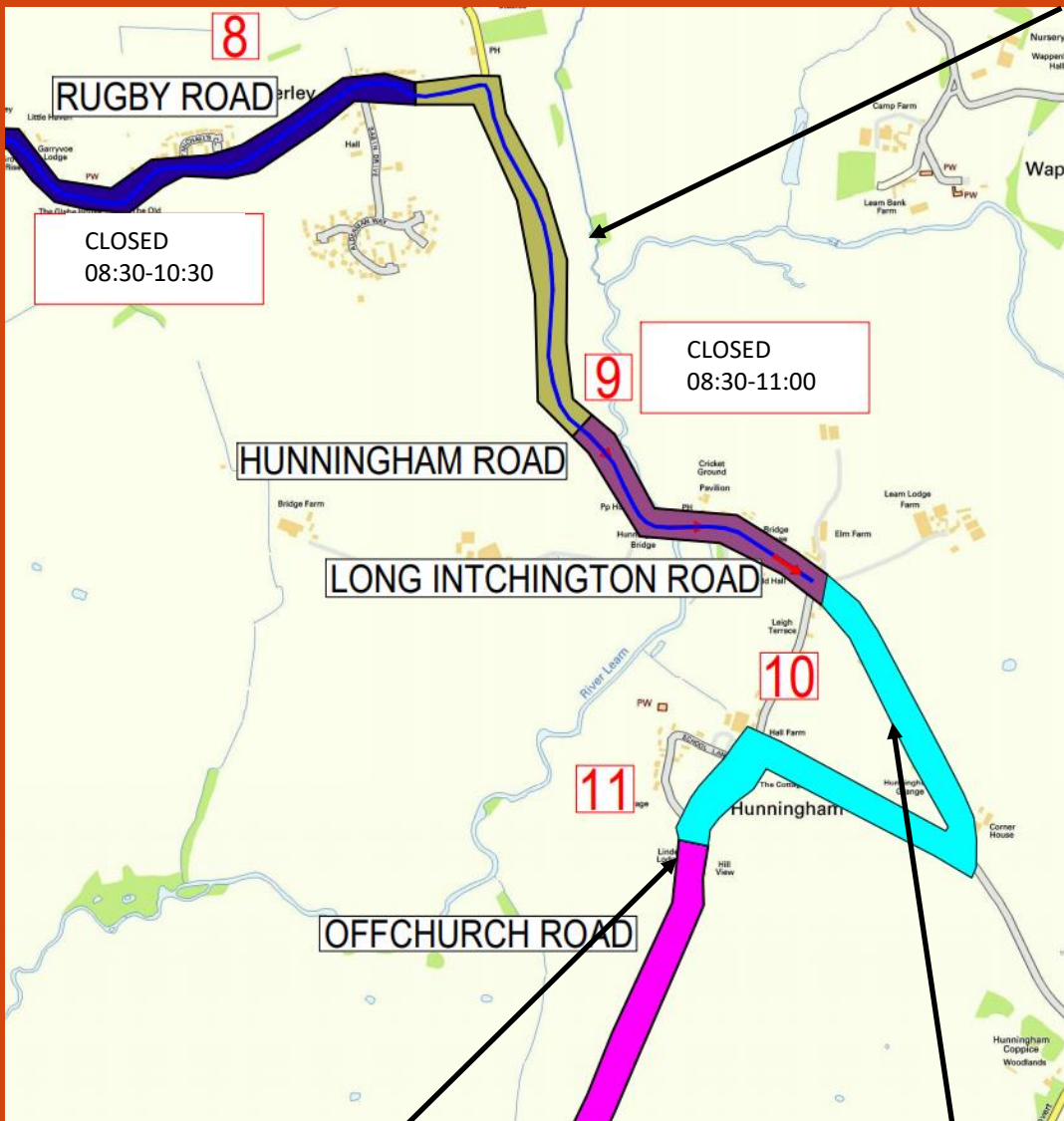
**OPTION FOR MOTORISTS TRYING TO EXIT CUBBINGTON/LEAMINGTON  
FROM WEST**

Divert to A445 Leamington Road via Coventry Road

# LEAMINGTON SPA HALF MARATHON

## Hunningham

**CLOSED 08:30 – 11:00**  
Hunningham Road



**CLOSED 08:30 – 11:00** Leigh  
Terrace, School Lane, Offchurch  
Road

**CLOSED 08:30 – 11:00** Long  
Itchington Road

### OPTIONS FOR MOTORISTS

No access to Hunningham until roads have reopened. Motorists going south should follow B4453 to Princethorpe, then take the Fosse Way or A423.

# LEAMINGTON SPA HALF MARATHON

## Offchurch

**CLOSED 08:45 – 11:15** Hunningham Road, Welsh Road, Long Itchington Road



**CLOSED 09:00 – 11:45** Village Street, Long Itchington Road/Offchurch Lane

### **OPTION FOR MOTORISTS TRYING TO LEAVE OFFCHURCH**

Take Welsh Road to reach Cubbington. All roads at Cubbington will be open by 10:00.

# LEAMINGTON SPA HALF MARATHON

## Radford Semele

CLOSED 09:00 – 12:00  
Offchurch Lane



**ONLY WESTBOUND TRAFFIC ALLOWED 09:00 – 12:00 Southam Road**

### OPTIONS FOR MOTORISTS

Southam Road allows traffic westbound towards Leamington Spa. No right turns allowed (e.g. into Church Lane).

Motorists wanting to travel east will need to go into Leamington Spa, take Tachbrook Road (left at crossroads by the train station) then follow signs towards Harbury.

Cars will be able to leave Chance Fields onto Southam Road.

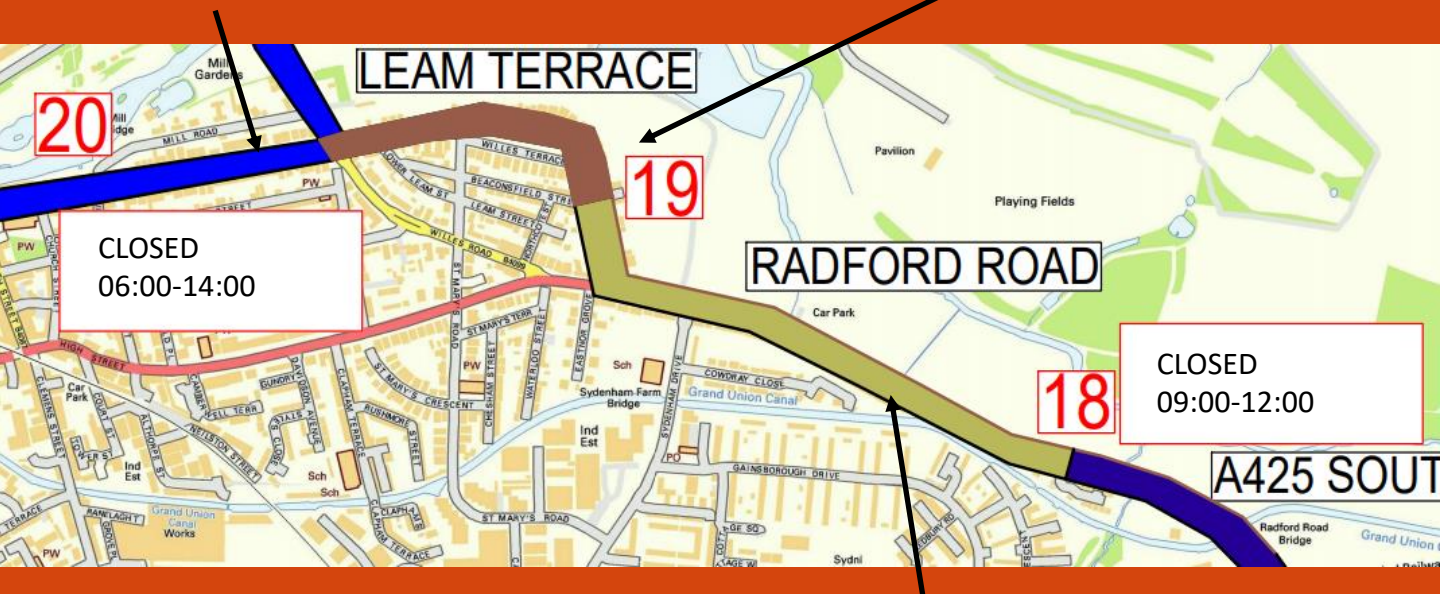


# LEAMINGTON SPA HALF MARATHON

## Sydenham

**CLOSED 06:00 – 14:00** Leam Terrace (West of Willes Road), Willes Road

**CLOSED 09:00 – 12:15** Leam Terrace (East of Willes Road)



**ONLY WESTBOUND TRAFFIC ALLOWED 09:00 – 12:00** Radford Road allows traffic westbound towards Leamington Spa. No right turns allowed (e.g. into Leam Terrace).

### OPTIONS FOR MOTORISTS

Motorists wanting to travel east (e.g. towards Radford Semele) will need to take Tachbrook Road (left at crossroads by Leamington train station) then follow signs towards Harbury.

Motorists wanting to travel north through Leamington Spa should turn right at crossroads by Leamington train station, then take A452.